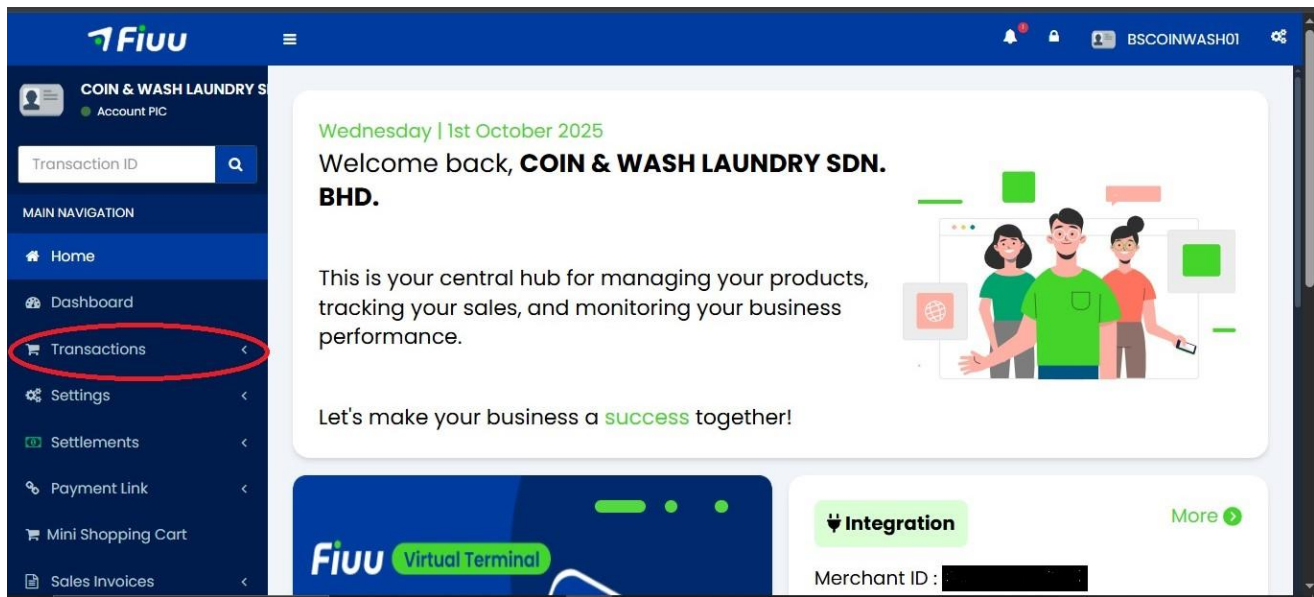


Check Fiuu Payment Records

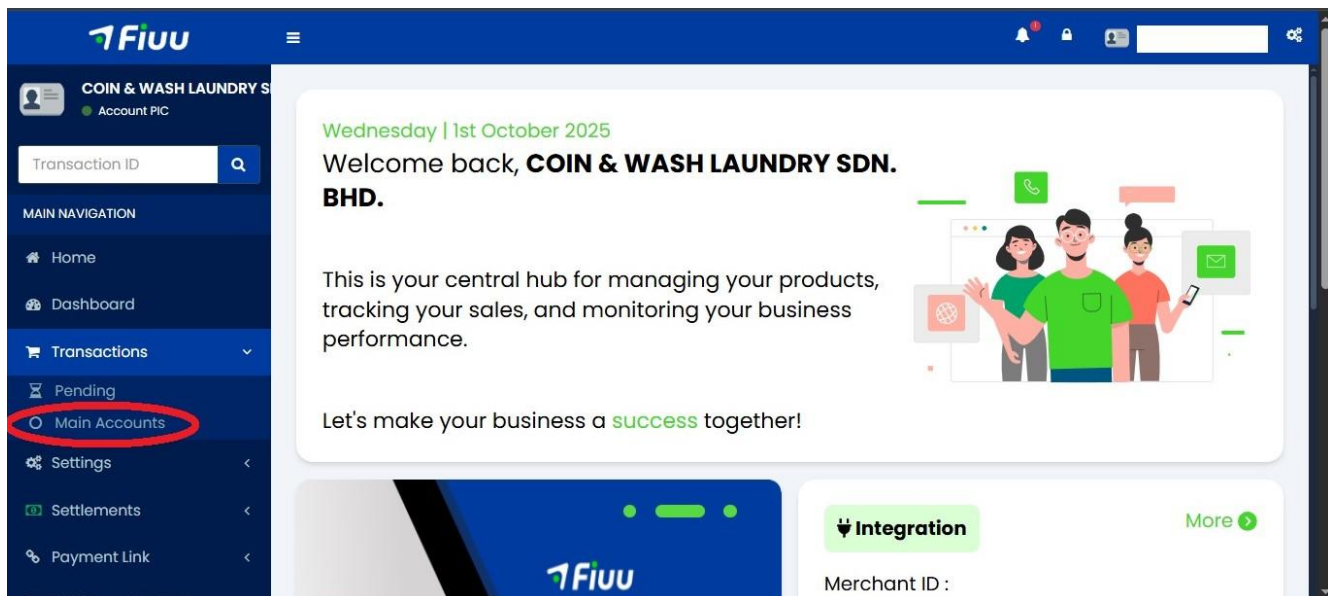
(ENG)

☐☐**Step 1:** Log in to the FIUU portal using your existing ID and password.

☐☐**Step 2:** Click on "**Transactions**".



☐☐**Step 3:** Click on "**Main Accounts**".



☐☐**Step 4:** Now you can view the transaction date and time.

Advance Filter

Please select a channel to Load Advance Filter

Search Now **Load Filter**

List Transaction

Send Callback

No	Created On	Paid On	Channel	Card Number	TranID	Ord
	<input type="text" value="Search Paid On"/>			<input type="text" value="Search First 6"/> <input type="text" value="Search Last 4"/>	<input type="text" value="Search Tr"/>	<input type="text" value="Se"/>
2025-10-01						
1	2025-10-01 10:01:13+08:00	2025-10-01 10:01:13+08:00			3159439321	cnw
EXAMPLE						
2	2025-10-01 09:12:00+08:00	2025-10-01 09:12:00+08:00			3159339113	cnw
3	2025-10-01 08:37:36+08:00	2025-10-01 08:37:36+08:00			3159266931	cnw

Step 5: Scroll to the right to view the machine details and the transaction amount.

List Transaction

Send Callback

TranID	OrderID	Bill Name (Account Name)	Email	Mobile	Currency	Bill Amt	Actual Amt	Store ID	Store Name	Tr
<input type="text" value="Search Tr"/>	<input type="text" value="Search"/>	<input type="text" value="Search Bill Name"/>	<input type="text" value="Search"/>	<input type="text" value="Search"/>	<input type="text" value=""/>	<input type="text" value="Sea"/>	<input type="text" value="Search"/>			
3159439321	cnw1-w1	DuitNow Static QR Payment			MYR	11.00	10.89			
3159339113	cnw1-d6	DuitNow Static QR Payment			MYR	10.00	9.90			
3159266931	cnw1-w7	DuitNow Static QR Payment			MYR	12.00	11.88			
3159266278	cnw1-w6	DuitNow Static QR Payment			MYR	12.00	11.88			
3159232936	cnw1-d3	DuitNow Static QR Payment			MYR	10.00	9.90			

Machine Number

Step 6: Click on the "Transaction ID" to view the transaction details.

Paid On	Channel	Card Number	TranID	OrderID	Bill Na	
<input type="text" value="Search Paid On"/>		<input type="text" value="Search First 6"/>	<input type="text" value="Search Last 4"/>	<input type="text" value="Search Trn"/>	<input type="text" value="Search OrderID"/>	<input type="text" value="Search"/>
10 2025-10-01 16:08:15+08:00			3160316635	cnw-w1	DuitNo	
00 2025-10-01 15:54:06+08:00			3160283878	cnw1-d7	DuitNo	
10 -			3160238977	Tooz2ym82nz8yu31c3jhrq7b	Fiuu Se	
10 2025-10-01 15:36:10+08:00			3160238851	T6p4tug5dz46dbvpx5c6schcf	Cee Kf	
10 -			3160233232	T80lj140mb3x73pwx2leo7fwf	Fiuu Se	
1 -			3160231152	Trp8s4jr0ol4embzltxudkatn	Fiuu Se	
0 2025-10-01 15:21:26+08:00			3160208632	cnw1-w7	DuitNo	
10 2025-10-01 15:12:36+08:00			3160188092	cnw1-d1	DuitNo	
10 2025-10-01 15:03:58+08:00			3160167863	cnw-d1	DuitNo	

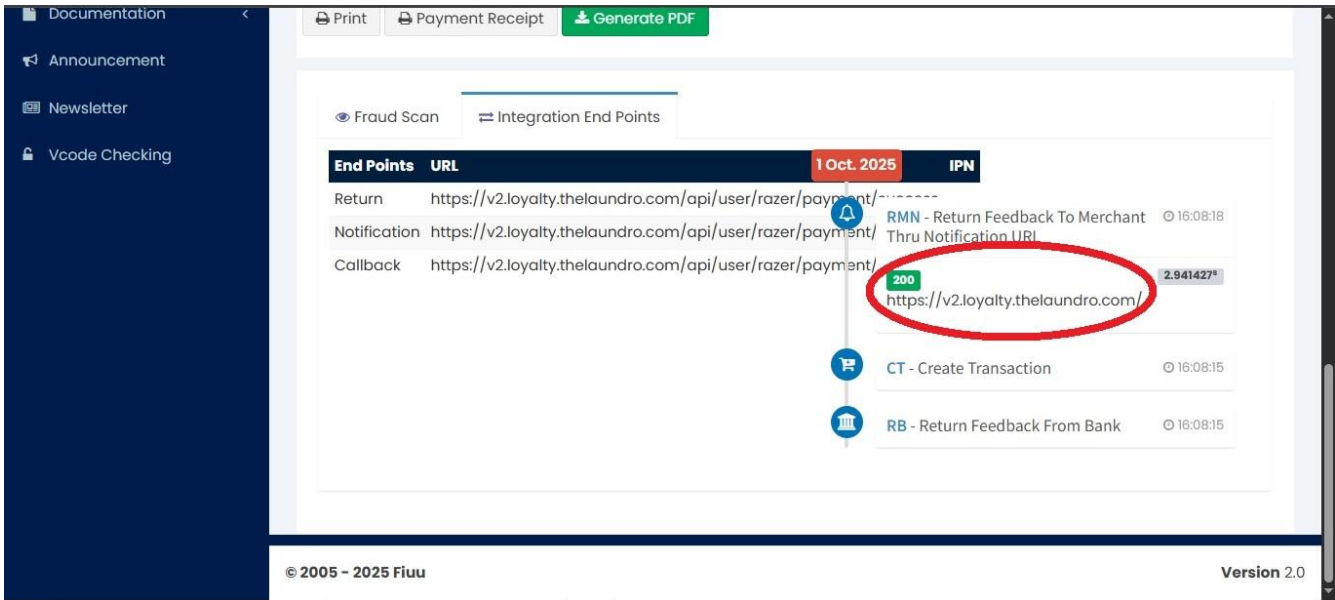
Step 7: Click on "Integration End Points".

- Announcement
- Newsletter
- Vcode Checking

Fraud Scan
Integration End Points
Click On

Channel	
User Agent	<p>Browser Name: unknown Browser Version: unknown Browser User Agent String: Platform: unknown</p>
IP Address	18.142.58.24
ISP	
IP Location	-- /
Bill Country	(Country on billing address)
Card Authenticated	No

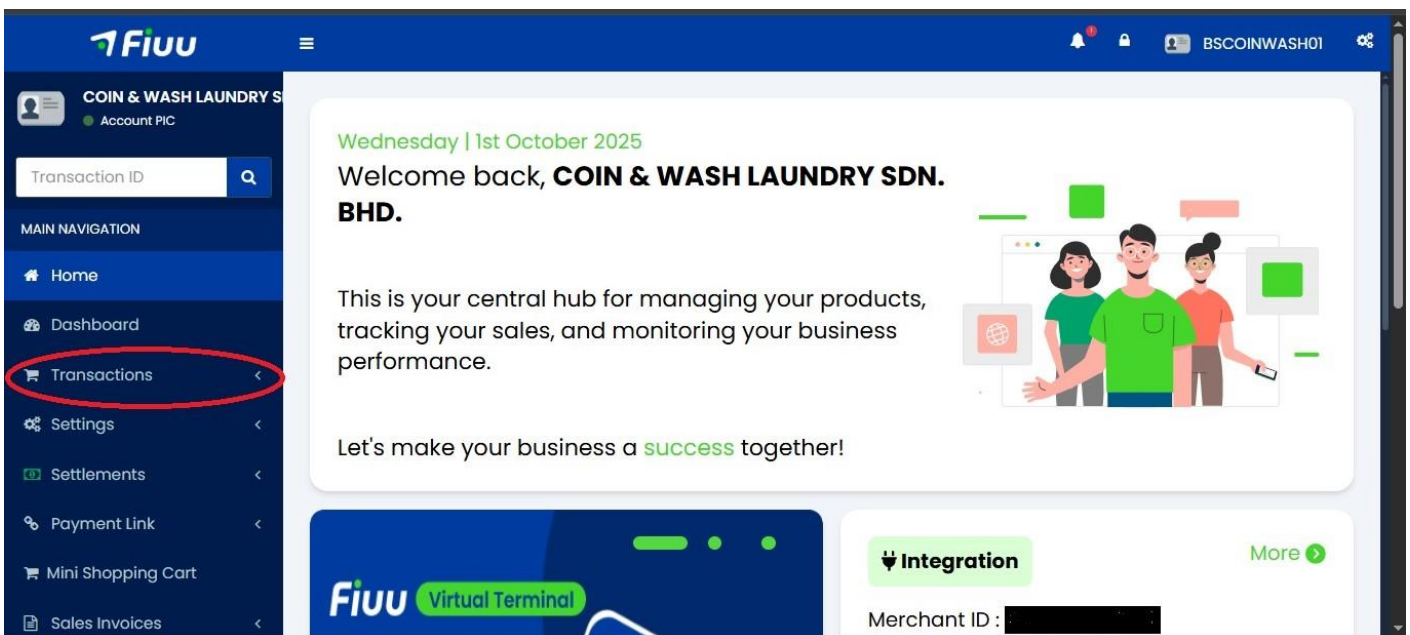
Step 8: You will see the transaction details. From there, look for the green icon with <https://v2loyalty.thelaundro.com> — this indicates that LAUNDRO has received the transaction.



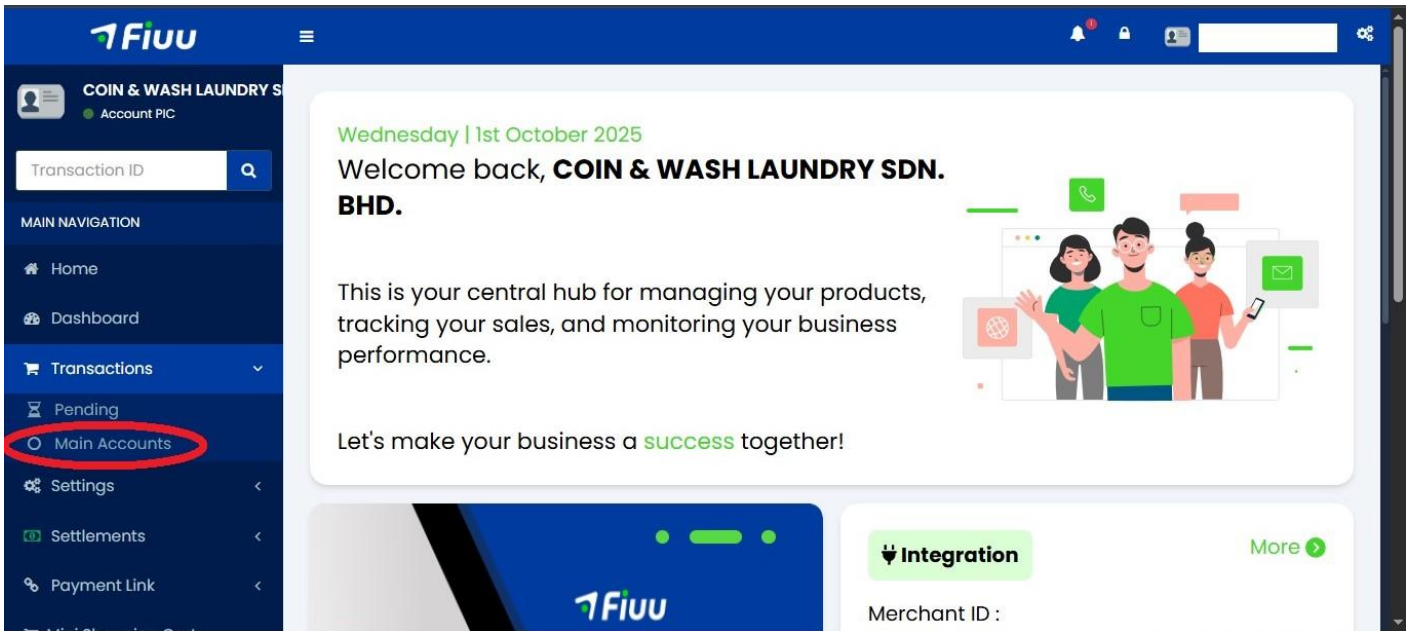
(BM)

☐ **Langkah 1:** Log masuk ke portal FIUU menggunakan ID dan kata laluan sedia ada anda.

☐ **Langkah 2:** Klik pada "Transactions".



☐ **Langkah 3:** Klik pada "Main Accounts".



☐ Sekarang anda boleh melihat tarikh dan masa transaksi.

Settlements

Payment Link

Mini Shopping Cart

Sales Invoices

Invoices

Reports

E-Statement

VT Activation

cloudECR

Documentation

Announcement

Newsletter

Vcode Checking

Advance Filter

Please select a channel to Load Advance Filter

Search Now Load Filter

List Transaction

Send Callback

No	Created On	Paid On	Channel	Card Number	TranID	Ord
2025-10-01						
1	2025-10-01 10:01:13+08:00	2025-10-01 10:01:13+08:00	DuitNow	Search First 6 Search Last 4	3159439321	cnw
2	2025-10-01 09:12:00+08:00	2025-10-01 09:12:00+08:00	DuitNow		3159339113	cnw
3	2025-10-01 08:37:36+08:00	2025-10-01 08:37:36+08:00	D		3159266931	cnw

☐ Tatal ke kanan untuk melihat butiran mesin dan jumlah transaksi.

Invoices < Reports < E-Statement < VT Activation < cloudECR < Documentation < Announcement < Newsletter < Vcode Checking

List Transaction

Send Callback

TranID	OrderID	Bill Name (Account Name)	Email	Mobile	Currency	Bill Amt	Actual Amt	Store ID	Store Name	Tr
3159439321	cnwl-w1	DuitNow Static QR Payment			MYR	11.00	10.89			
3159339113	cnwl-d6	DuitNow Static QR Payment			MYR	10.00	9.90			
3159266931	cnwl-w7	DuitNow Static QR Payment			MYR	12.00	11.88			
3159266278	cnwl-w6	DuitNow Static QR Payment			MYR	12.00	11.88			
3159232936	cnwl-d3	DuitNow Static QR Payment			MYR	10.00	9.90			

Machine Number

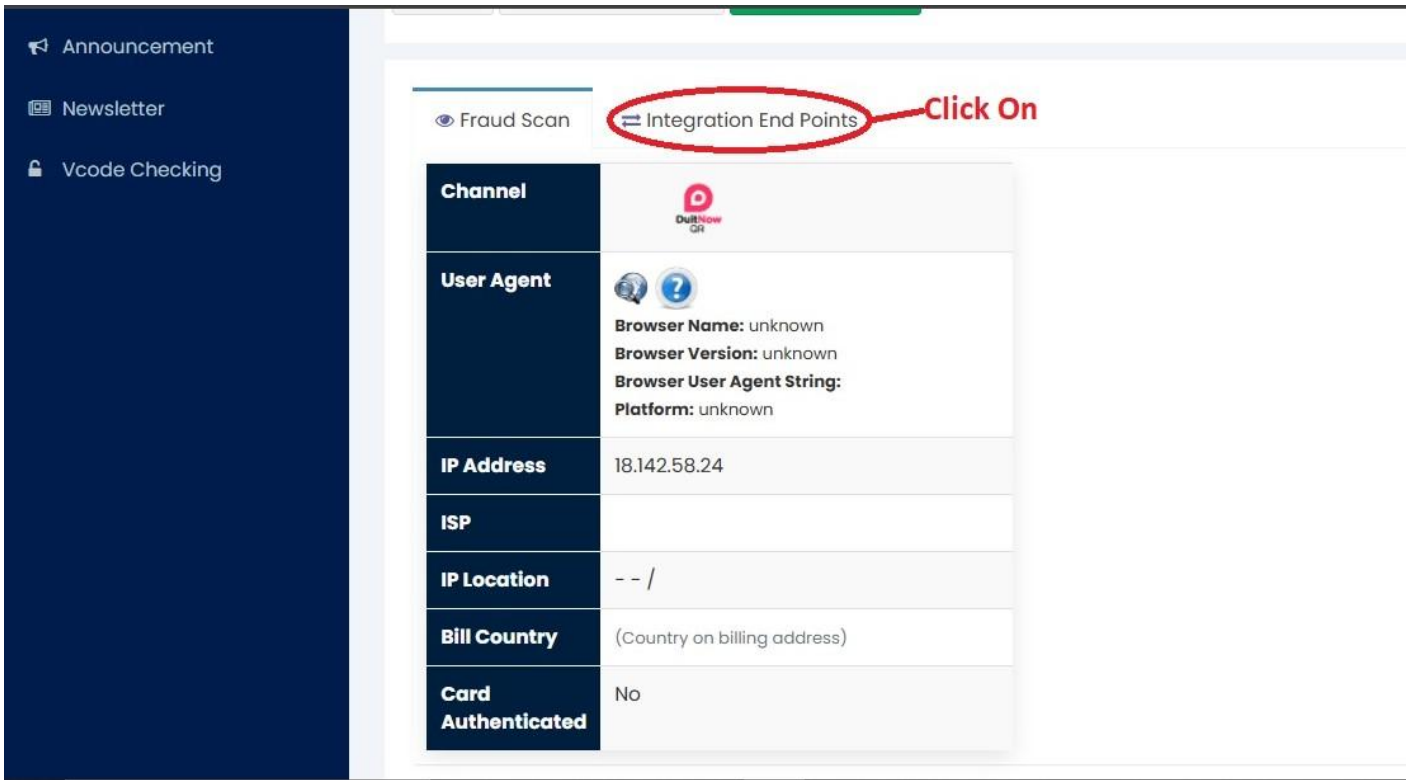
Langkah 6: Klik pada "Transaction ID".

E-Statement < VT Activation < cloudECR < Documentation < Announcement < Newsletter < Vcode Checking

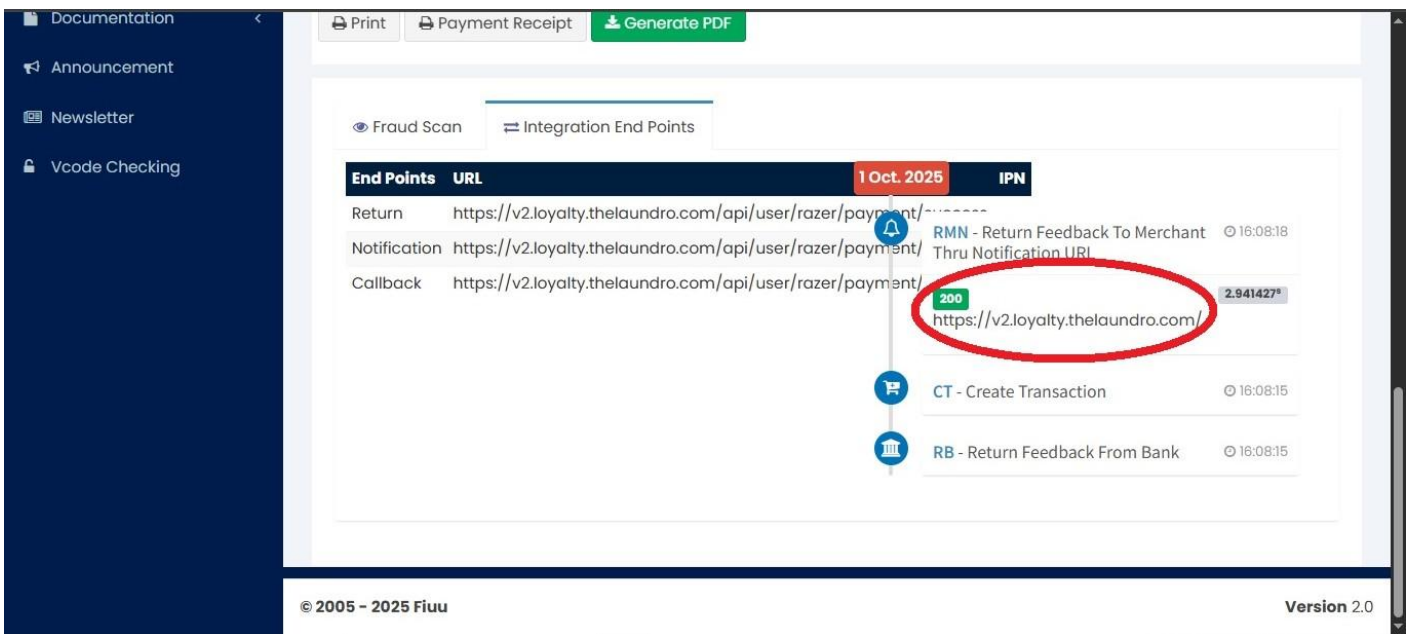
Paid On	Channel	Card Number	TranID	OrderID	Bill Na
2025-10-01 16:08:15+08:00	DuitNow		3160316635	cnwl-w1	DuitNo
2025-10-01 15:54:06+08:00	DuitNow		3160283878	cnwl-d7	DuitNo
-	Touch nGo eWallet		3160238977	Tooa2ym82nz8yu3lc3jhrq7b	Fiuu Se
2025-10-01 15:36:10+08:00	Touch nGo eWallet		3160238851	T6p4tug5dz46dbvpx5c6schcf	Cee Kl
-	Touch nGo eWallet		3160233232	T801j140mb3x73pwx2leo7fwf	Fiuu Se
-	DuitNow		3160231152	Trp8s4jr0ol4embzltxudkatn	Fiuu Se
2025-10-01 15:21:26+08:00	DuitNow		3160208632	cnwl-w7	DuitNo
2025-10-01 15:12:36+08:00	DuitNow		3160188092	cnwl-d1	DuitNo
2025-10-01 15:03:58+08:00	DuitNow		3160167863	cnwl-d1	DuitNo

Click on

Langkah 7: Klik pada "Integration End Points".



Langkah 8: Anda akan melihat **butiran transaksi**. Dari situ, cari ikon berwarna **hijau** dengan pautan <https://v2loyalty.thelaundro.com> — ini menunjukkan bahawa **Laundro telah menerima transaksi**.



Revision #4

Created 1 October 2025 02:42:44 by KUNA

Updated 22 May 2026 06:12:40 by HanZhong