IPSO - Installation

IPSO Washer/Dryer

Example: Dryer



Using this type of wire harness

Example: Washer

Harness Installation

1. The IPSO machine has input and output connectors. Unplug them and connect them to the harness connector.



Use thick wire 1mm or 1.5mm to connect Output (No3)

2. From the harness connector, connect the output and input to the 4-core wire from the device, following the input and output terminals. Ensure that the input and output negative (–) and positive (+) connections are correct.

3. For this machine, use a 1 mm or 1.5 mm thick cable for the output to ensure a better pulse signal.



Revision #5
Created 14 August 2025 07:48:49 by KUNA
Updated 15 August 2025 08:15:36 by KUNA